

US Corn Supply & Demand (Million Bushels)														
Crop Year	Planted Acres	Harvested Acres	Yield	Supply			Demand				Ending Stocks	Days of Inventory	Stocks % of Usage	Average Farm Price
				Beginning Stocks	Production	Total <sup>2</sup>	Feed	Food Seed	Exports	Total				
1970/71	66.9	57.4	72.4	1005	4152	5161	3593	396	517	4495	667	54	14.8	1.33
1971/72	74.2	64.1	88.1	667	5646	6309	3982	390	796	5183	1126	79	21.7	1.08
1972/73	67.1	57.5	97.0	1126	5580	6700	4292	429	1258	5991	709	43	11.8	1.57
1973/74	72.3	62.1	91.3	709	5671	6380	4181	448	1243	5896	483	30	8.2	2.55
1974/75	77.9	65.4	71.9	483	4701	5187	3180	450	1149	4826	359	27	7.4	3.02
1975/76	78.7	67.6	86.4	558	5841	6401	3569	521	1678	5767	633	40	11.0	2.54
1976/77	84.6	71.5	88.0	633	6289	6925	3590	542	1657	5789	1136	72	19.6	2.15
1977/78	84.3	71.6	90.8	1136	6505	7643	3717	581	1909	6207	1436	84	23.1	2.02
1978/79	81.7	71.9	101.0	1436	7268	8705	4264	608	2124	6996	1709	89	24.4	2.25
1979/80	81.4	72.4	109.5	1709	7928	9639	4549	640	2415	7604	2034	98	26.7	2.52
1980/81	84.0	73.0	91.0	2034	6639	8675	4157	718	2408	7283	1392	70	19.1	3.11
1981/82	84.1	74.5	108.9	1392	8119	9512	4169	797	2009	6975	2537	133	36.4	2.50
1982/83	81.9	72.7	113.2	2537	8235	10772	4521	895	1834	7249	3523	177	48.6	2.55
1983/84	60.2	51.5	81.1	3523	4175	7700	3818	975	1901	6694	1006	55	15.0	3.21
1984/85	80.5	71.9	106.7	1006	7674	8584	4079	1091	1865	7036	1648	85	23.4	2.63
1985/86	83.4	75.2	118.0	1648	8877	10536	4095	1160	1241	6496	4040	227	62.2	2.23
1986/87	76.6	68.9	119.4	4040	8250	12291	4714	1192	1504	7410	4882	240	65.9	1.50
1987/88	66.2	59.5	119.8	4882	7072	11958	4738	1229	1732	7699	4259	202	55.3	1.94
1988/89	67.7	58.3	84.6	4259	4929	9191	3987	1245	2028	7260	1930	97	26.6	2.54
1989/90	72.3	64.8	116.3	1930	7525	9458	4455	1290	2369	8113	1344	60	16.6	2.36
1990/91	74.2	67.0	118.5	1344	7934	9282	4669	1367	1725	7761	1521	72	19.6	2.28
1991/92	76.0	68.8	108.6	1521	7475	9016	4878	1454	1584	7916	1100	51	13.9	2.37
1992/93	79.3	72.1	131.5	1100	9482	10589	5301	1511	1663	8476	2113	91	24.9	2.07
1993/94	73.2	62.9	100.7	2113	6336	8470	4704	1588	1328	7620	850	41	11.2	2.50
1994/95	78.9	72.5	138.6	850	10103	10962	5537	1690	2177	9405	1558	60	16.6	2.26
1995/96	71.5	65.2	113.5	1558	7374	8948	4682	1612	2228	8522	426	18	5.0	3.24
1996/97	79.2	72.6	127.1	426	9233	9672	5302	1692	1795	8789	883	37	10.0	2.71
1997/98	79.5	72.7	126.7	883	9207	10099	5505	1782	1504	8791	1308	54	14.9	2.43
1998/99	80.2	72.6	134.4	1308	9759	11085	5471	1846	1981	9298	1787	70	19.2	1.94
1999/00	77.4	70.5	133.8	1787	9431	11232	5664	1913	1937	9515	1718	66	18.1	1.82
2000/01	79.6	72.4	136.9	1718	9915	11639	5848	1957	1935	9740	1899	71	19.5	1.85
2001/02	75.7	68.8	138.2	1899	9503	11412	5864	2046	1905	9815	1596	59	16.3	1.97
2002/03	78.9	69.3	129.3	1596	8967	10578	5563	2340	1588	9491	1087	42	11.5	2.32
2003/04	78.6	70.9	142.2	1087	10089	11190	5795	2537	1900	10232	958	34	9.4	2.42
2004/05	80.9	73.6	160.3	958	11807	12776	6158	2686	1818	10662	2114	72	19.8	2.06
2005/06	81.8	75.1	147.9	2114	11114	13237	6155	2981	2134	11270	1967	64	17.5	2.00
2006/07	78.3	70.6	149.1	1967	10531	12510	5591	3490	2125	11207	1304	42	11.6	3.04
2007/08	93.5	86.5	150.7	1304	13038	14362	5913	4387	2437	12737	1624	47	12.8	4.20
2008/09	86.0	78.6	153.9	1624	12092	13729	5182	5025	1849	12056	1673	51	13.9	4.06
2009/10	86.4	79.5	164.7	1673	13092	14774	5125	5961	1980	13066	1708	48	13.1	3.55
2010/11	88.2	81.4	152.8	1708	12447	14182	4795	6426	1834	13055	1128	32	8.6	5.18
2011/12	91.9	84.0	147.2	1128	12360	13517	4557	6428	1543	12528	989	29	7.9	6.22
2012/13	97.2	87.4	123.4	989	10780	11929	4339	6039	730	11108	821	27	7.4	6.89
2013/14	95.4	87.5	158.1	821	13829	14686	5040	6493	1920	13454	1232	33	9.2	4.46
2014/15	90.6	83.1	171.0	1232	14216	15479	5280	6601	1867	13748	1731	46	12.6	3.70
2015/16	88.0	80.8	168.4	1731	13602	15401	5114	6648	1901	13664	1737	46	12.7	3.61
2016/17	94.0	86.7	174.6	1737	15148	16942	5470	6885	2294	14649	2293	57	15.7	3.36
2017/18	90.2	82.7	176.6	2293	14609	16939	5304	7057	2438	14798	2140	53	14.5	3.36
2018/19	88.9	81.3	176.4	2140	14340	16509	5429	6793	2066	14288	2221	57	15.5	3.61
2019/20 <sup>1</sup>	89.7	81.3	167.5	2221	13620	15883	5897	6287	1778	13963	1919	50	13.7	3.56
2020/21 <sup>1</sup>	90.8	82.5	172.0	1919	14182	16127	5725	6470	2850	15045	1082	26	7.2	4.40
<b>2021/22<sup>1</sup></b>	<b>92.7</b>	<b>84.5</b>	<b>179.5</b>	<b>1082</b>	<b>15165</b>	<b>16272</b>	<b>5725</b>	<b>6615</b>	<b>2500</b>	<b>14840</b>	<b>1432</b>	<b>35</b>	<b>9.6</b>	<b>5.60</b>

<sup>1</sup> USDA Estimates as of 07/12/21

<sup>2</sup> Includes Imports

The information contained herein is based on data obtained from outside sources believed to be reliable. However, such information has not been verified by us and we do not make any representations as to the accuracy or completeness.

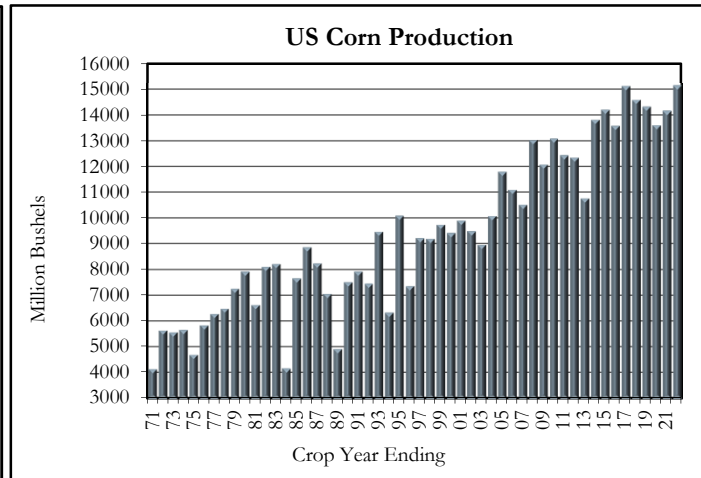
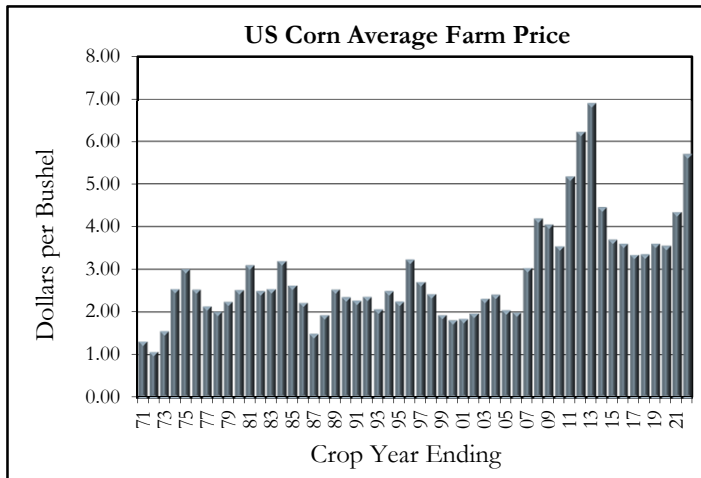
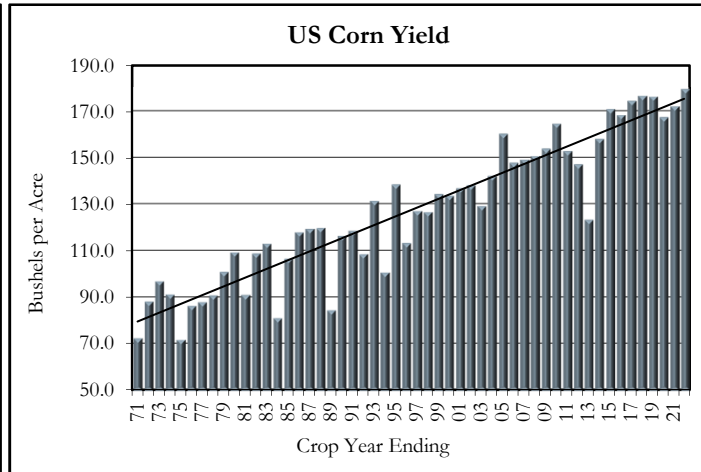
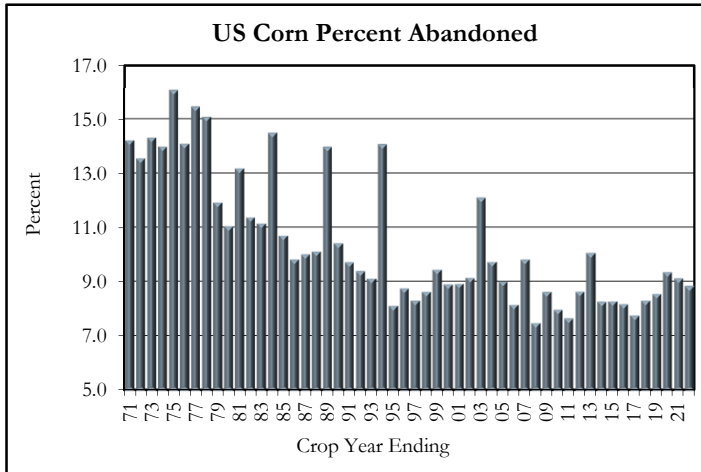
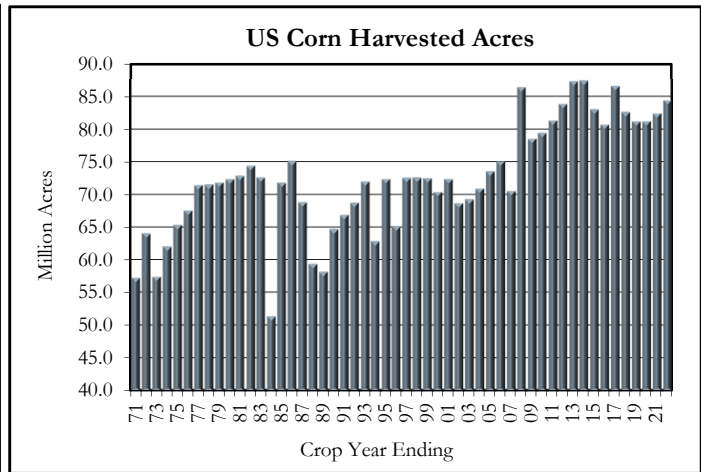
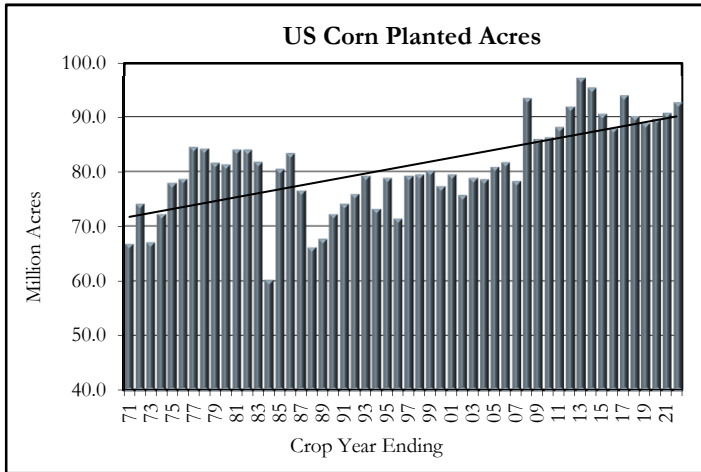
Schwieterman, Inc.

800-272-9131

upthelimit.com

# US Corn Supply & Demand

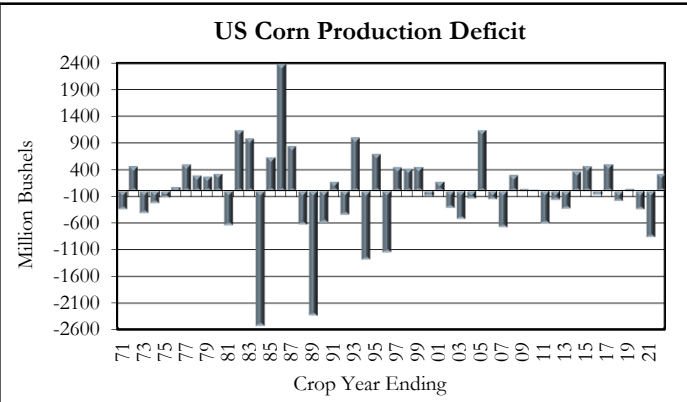
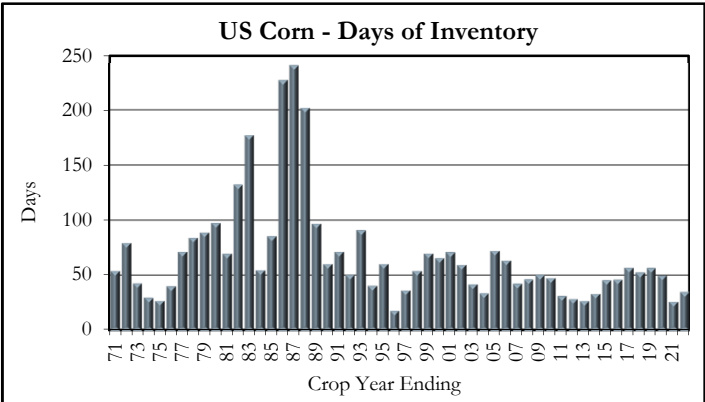
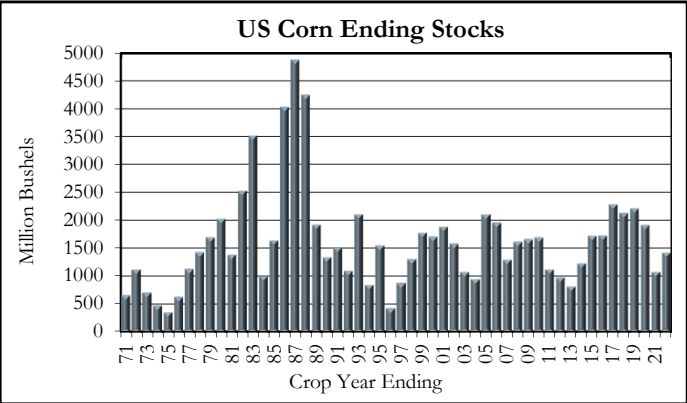
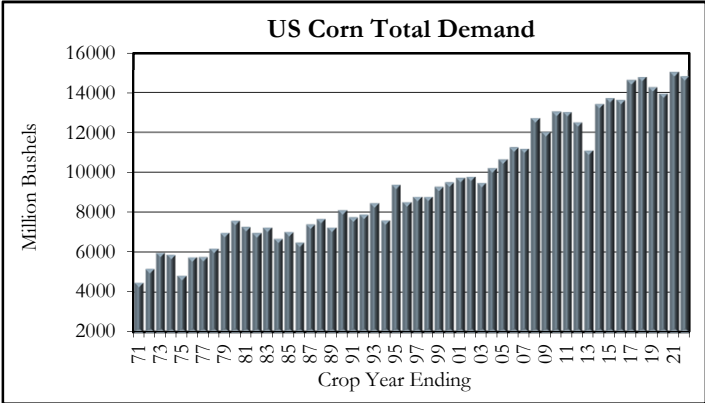
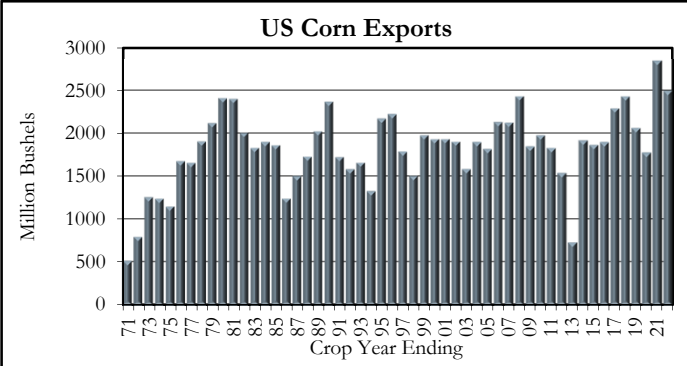
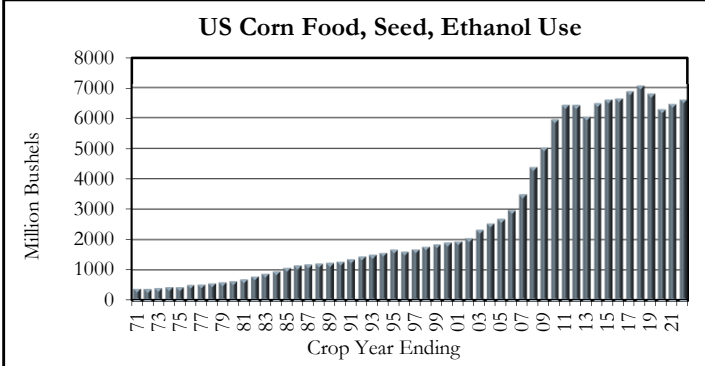
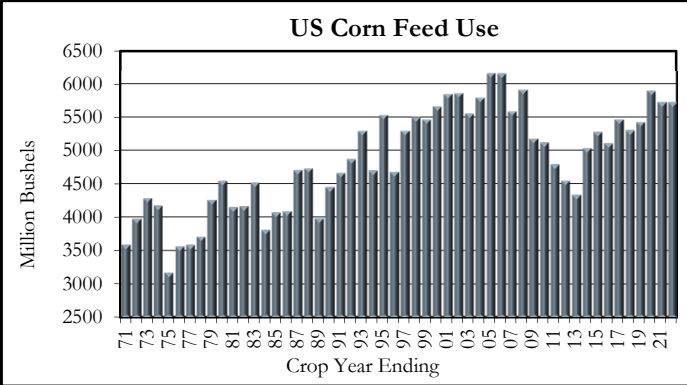
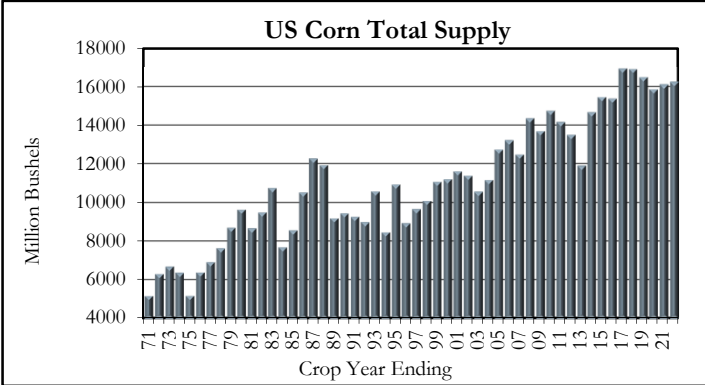
(Million Bushels)



The information contained herein is based on data obtained from outside sources believed to be reliable. However, such information has not been verified by us and we do not make any representations as to the accuracy or completeness.

# US Corn Supply & Demand

(Million Bushels)



The information contained herein is based on data obtained from outside sources believed to be reliable. However, such information has not been verified by us and we do not make any representations as to the accuracy or completeness.

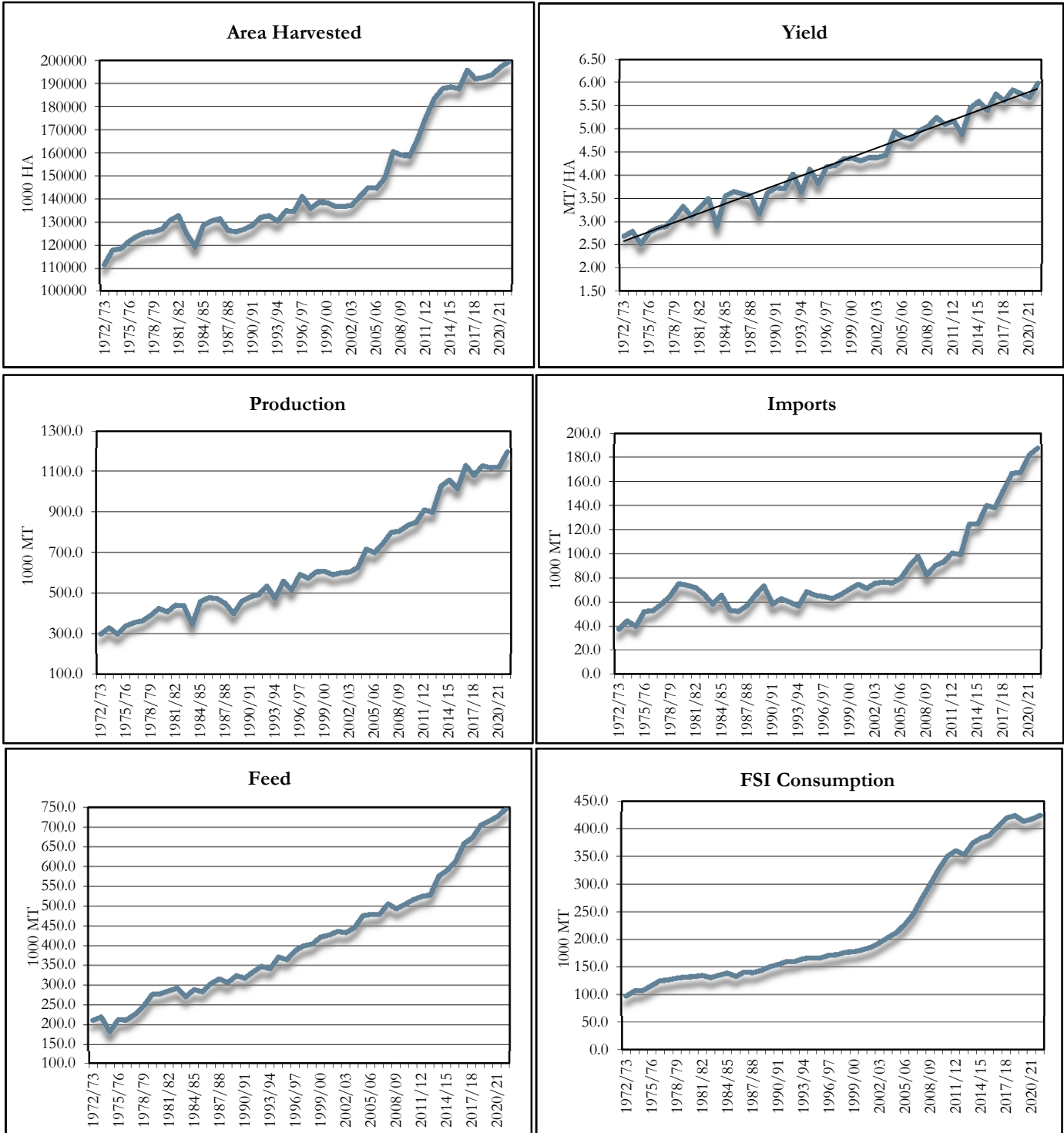
World Corn Supply and Demand														
1000 Metric Tons														
Crop Year	Area Harvested	Yield	Beg. Stocks	Production	Imports	Total Supply	Feed	Domestic Use	Exports	Total Use	Ending Stocks	Stocks % of Use	Days of Inventory	Prod. Deficit
1972/73	111871	2.70	49.0	301.4	37.8	388.3	212.0	97.8	40.5	309.7	38.0	12.27	44.8	-8.3
1973/74	118151	2.80	38.0	330.5	44.7	413.2	220.2	106.7	47.6	327.0	38.7	11.84	43.2	3.6
1974/75	118735	2.53	38.7	299.8	40.2	378.7	182.9	107.9	42.2	290.8	45.7	15.71	57.3	9.0
1975/76	121969	2.78	45.7	339.2	52.4	437.3	213.2	116.3	55.4	329.5	52.5	15.93	58.2	9.7
1976/77	124270	2.87	52.5	356.1	53.1	461.7	212.4	125.2	55.7	337.6	68.3	20.24	73.9	18.5
1977/78	125772	2.91	68.3	365.4	58.4	492.1	226.7	127.1	61.0	353.8	77.3	21.85	79.7	11.6
1978/79	126046	3.11	77.3	392.1	65.1	534.6	247.0	130.1	66.1	377.1	91.4	24.23	88.4	15.0
1979/80	127255	3.34	91.4	425.6	75.4	592.4	277.1	131.7	72.4	408.8	111.2	27.19	99.2	16.7
1980/81	131189	3.12	111.2	408.7	74.3	594.7	278.7	132.6	80.3	411.8	102.5	24.90	90.9	-2.6
1981/82	133045	3.32	102.5	441.7	72.2	616.5	286.1	135.2	68.1	421.2	127.2	30.19	110.2	20.5
1982/83	125240	3.51	127.2	439.9	66.6	633.6	293.5	130.9	59.5	424.3	149.8	35.29	128.8	15.5
1983/84	119678	2.91	149.8	348.3	58.5	556.6	271.1	135.6	61.0	406.7	89.0	21.88	79.9	-58.4
1984/85	128873	3.56	89.0	458.3	66.3	613.6	289.5	138.9	67.0	428.4	118.2	27.58	100.7	29.9
1985/86	130821	3.66	118.2	478.8	53.5	650.4	284.1	133.3	55.3	417.5	177.7	42.56	155.3	61.4
1986/87	131738	3.61	177.7	475.3	52.5	705.4	304.4	141.1	55.1	445.5	204.9	45.99	167.9	29.8
1987/88	126710	3.56	204.8	450.7	57.3	712.9	316.3	139.8	59.1	456.1	197.7	43.34	158.2	-5.4
1988/89	126035	3.18	197.7	400.4	66.5	664.5	306.8	144.0	68.5	450.8	145.3	32.22	117.6	-50.4
1989/90	127232	3.63	145.3	461.5	73.6	680.4	324.7	150.6	72.2	475.3	132.9	27.95	102.0	-13.8
1990/91	128940	3.74	132.9	481.8	58.5	673.2	318.5	154.9	58.4	473.4	141.4	29.87	109.0	8.4
1991/92	132419	3.72	141.4	492.7	63.1	697.2	334.3	159.9	62.1	494.1	141.1	28.55	104.2	-1.4
1992/93	133065	4.03	139.2	535.6	60.3	735.1	348.6	160.5	63.3	509.1	162.7	31.96	116.7	26.5
1993/94	130678	3.64	162.7	475.9	57.0	695.6	342.0	165.3	58.9	507.3	129.4	25.52	93.1	-31.4
1994/95	135151	4.14	129.4	559.6	68.9	757.9	371.6	166.8	66.1	538.5	153.3	28.48	103.9	21.1
1995/96	135001	3.83	153.3	516.7	65.7	735.7	365.2	166.8	70.4	532.0	133.3	25.05	91.4	-15.3
1996/97	141444	4.19	133.3	592.9	64.8	791.0	387.8	171.3	65.6	559.1	166.3	29.75	108.6	33.8
1997/98	136217	4.22	166.3	574.2	63.2	803.7	400.6	172.6	63.3	573.1	167.2	29.17	106.5	1.0
1998/99	138908	4.36	167.2	605.8	66.6	839.6	404.3	177.0	66.9	581.3	191.4	32.92	120.2	24.5
1999/00	138794	4.38	191.4	608.1	70.9	870.3	422.4	178.0	75.5	600.4	194.4	32.38	118.2	7.7
2000/01	137009	4.32	194.4	591.5	75.0	860.9	427.3	181.7	76.7	609.0	175.1	28.76	105.0	-17.5
2001/02	137040	4.39	175.1	601.7	71.5	848.4	436.4	186.1	74.6	622.4	151.4	24.32	88.8	-20.7
2002/03	137596	4.39	151.4	604.0	75.8	831.2	433.3	194.2	76.7	627.5	126.9	20.22	73.8	-23.5
2003/04	141517	4.44	126.9	627.8	77.0	831.6	445.8	204.0	77.1	649.8	104.7	16.11	58.8	-22.0
2004/05	145243	4.94	104.7	716.9	76.0	897.6	476.0	212.9	77.7	688.9	131.1	19.03	69.4	28.0
2005/06	144958	4.83	131.1	700.2	80.2	911.4	479.6	227.4	81.0	707.0	123.4	17.46	63.7	-6.8
2006/07	149424	4.79	123.4	745.6	90.3	929.3	480.1	246.5	93.9	726.6	108.8	14.97	54.6	19.0
2007/08	160809	4.97	108.8	798.7	98.3	1005.7	506.0	275.4	98.9	781.3	125.5	16.06	58.6	17.4
2008/09	159220	5.06	125.5	806.3	82.5	1014.3	493.9	300.7	83.7	794.5	136.1	17.12	62.5	11.8
2009/10	158812	5.25	136.1	834.0	90.5	1060.5	504.8	327.6	96.6	832.3	131.6	15.81	57.7	1.7
2010/11	166501	5.10	131.6	849.5	93.4	1074.5	517.1	350.5	91.6	867.6	115.3	13.29	48.5	-18.1
2011/12	175853	5.18	115.3	910.3	100.6	1126.2	525.3	360.6	116.9	885.9	123.4	13.93	50.8	24.4
2012/13	183725	4.89	123.4	898.8	99.6	1121.7	528.5	353.1	95.4	881.5	144.8	16.43	60.0	17.2
2013/14	188074	5.46	144.8	1027.3	124.7	1296.9	576.3	374.4	131.5	950.7	214.7	22.58	82.4	76.6
2014/15	188806	5.60	214.7	1057.6	124.9	1397.2	591.6	383.3	142.6	974.9	279.7	28.69	104.7	82.7
2015/16	188030	5.40	279.7	1015.0	140.1	1434.8	613.9	388.4	120.8	1002.3	311.7	31.10	113.5	12.7
2016/17	196077	5.75	311.7	1127.7	138.4	1577.9	659.0	404.9	162.1	1063.9	351.8	33.07	120.7	63.7
2017/18	192267	5.61	351.8	1079.5	153.1	1584.4	673.5	419.6	149.8	1093.2	341.4	31.23	114.0	-13.7
2018/19	192916	5.84	341.4	1126.6	166.6	1634.7	705.4	424.1	182.6	1129.5	322.6	28.56	104.2	-2.9
2019/20 <sup>1</sup>	194051	5.76	322.6	1117.6	167.6	1067.7	715.8	414.1	172.4	1129.8	305.5	27.04	98.7	-12.3
2020/21 <sup>1</sup>	197279	5.68	305.5	1120.6	182.2	1608.3	727.3	418.0	183.1	1145.3	279.9	24.43	89.2	-24.7
2021/22 <sup>1</sup>	199644	5.99	279.9	1194.8	187.7	1662.3	747.6	424.7	198.8	1172.3	291.2	24.84	90.7	22.5

<sup>1</sup>USDA 07/12/21

The information contained herein is based on data obtained from outside sources believed to be reliable. However, such information has not been verified by us and we do not make any representations as to the accuracy or completeness.

# World Corn Supply and Demand

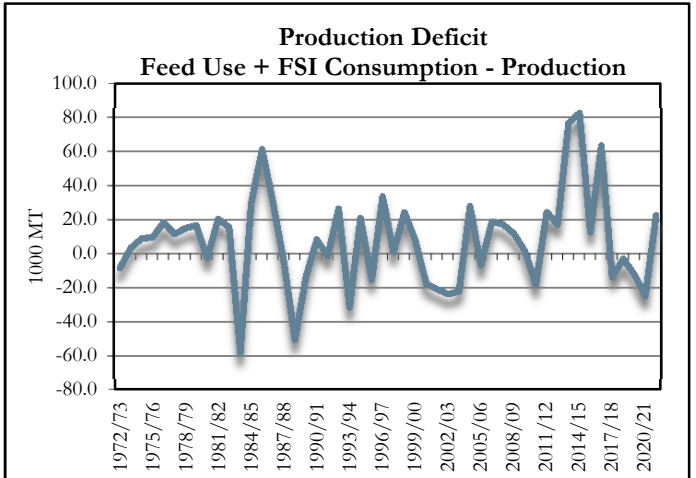
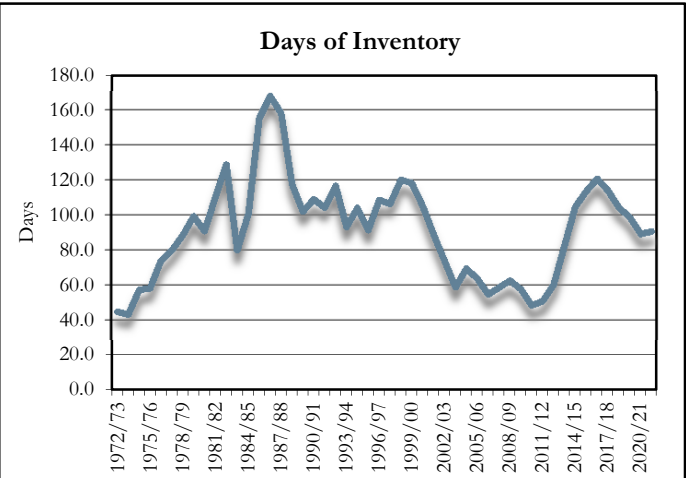
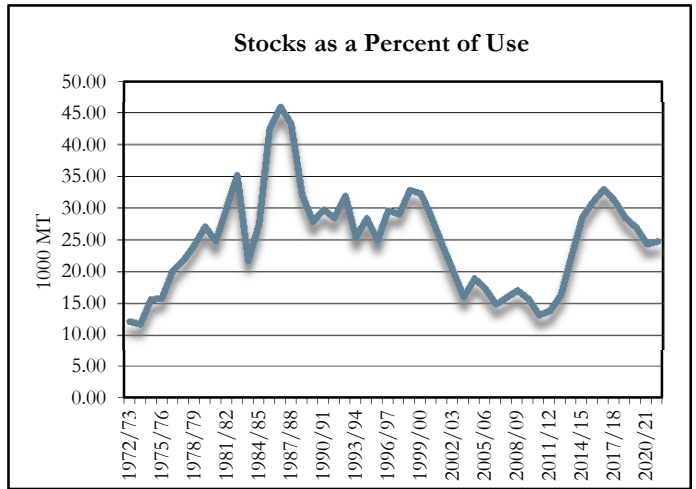
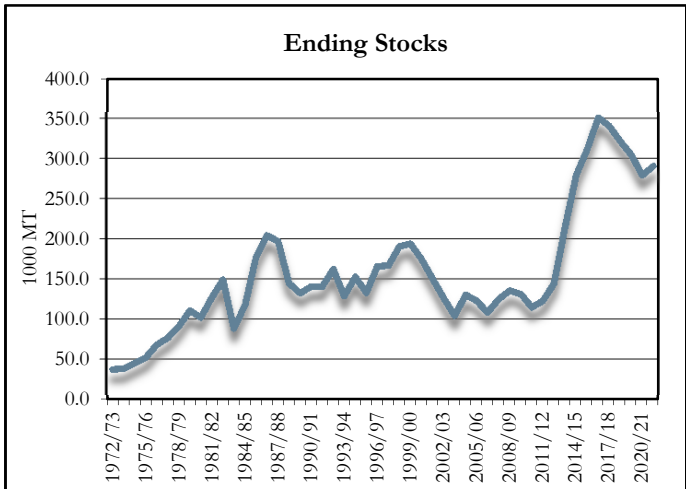
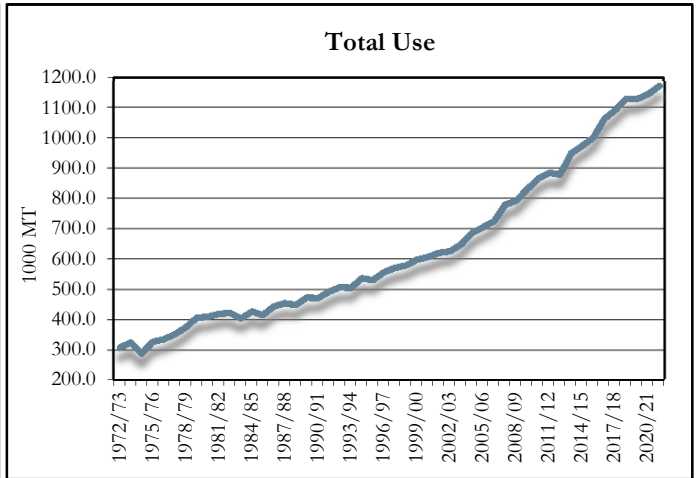
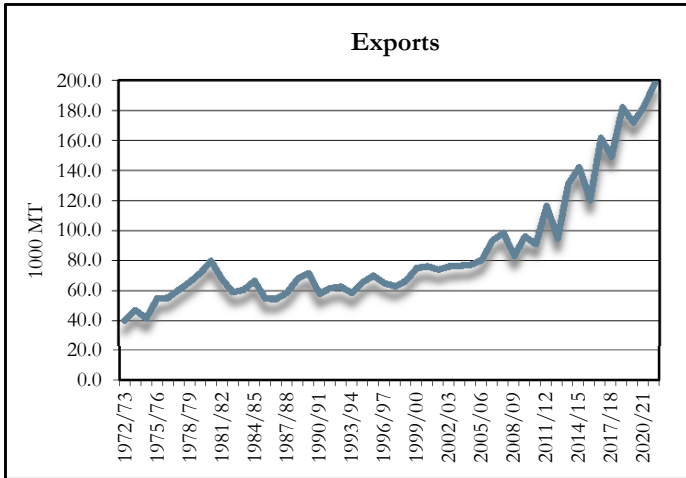
1000 Metric Tons



The information contained herein is based on data obtained from outside sources believed to be reliable. However, such information has not been verified by us and we do not make any representations as to the accuracy or completeness.

# World Corn Supply and Demand

1000 Metric Tons



The information contained herein is based on data obtained from outside sources believed to be reliable. However, such information has not been verified by us and we do not make any representations as to the accuracy or completeness.